



2023 Annual Report to the Community

Risdon Park Primary School

Risdon Park Primary School number: 685

Partnership: Pirie



School principal:

Julie Petersen

Date of endorsement:

06/03/2024



Government
of South Australia
Department for Education

Context Statement

Risdon Park Primary School caters for students from R-6. At the time of this report, the enrolment in 2023 is 290. Risdon Park Primary School is classified as Category 2 on the Department for Education Index of Educational Disadvantage. At the time of this report, the school population includes 10% Aboriginal students, 5% students with disabilities, 2% children/young people in care. Further information about the school is available on the school's website (including its context statement), as well as the My School website.

Governing Council Annual Report

Prepared by Rebeka Honan, Chair

The 2023 school year started strong, without much disruption as the previous years had due to Covid. At the first meeting for the year, Julie Petersen outlined the training and models that staff were to undertake for the year and a very positive outlook was shared by all. It was pleasing to see the continued growth and achievements from the previous year and to be part of the plans moving forward.

The AGM of the Governing Council was held, during which the long-serving Chair Kathryn Johnson resigned her position, moving on as her children have done. Kathryn was a well loved and respected member and Chair of the Governing Council and her presence is still missed. We welcomed new parents onto Governing Council with fresh ideas and enthusiasm. The Governing Council worked collaboratively. They were keen to know more about the school's learning program and be involved in improving the school environment.

The Governing Council and fundraising sub-committee identified a number of ideas and opportunities for fundraising. Input was sought from the school staff and the student representative council, "Kids Co" regarding ideas for fundraising - fundraising for a nature play area for students became the focus.

Notably, the most successful event held by Governing Council for 2023 was the School Community Movie Night. Local businesses and clubs were asked to join to provide food stalls, coffee, popcorn and fairy floss along with our fantastic canteen manager who ran a stall full of cakes and sweets. Most businesses who took part donated part of their takings to our fundraising efforts.

After the previous years' successes, the Governing Council again collaborated with school staff to hold a disco for students. The disco was held over two sessions after school and in the evening. It was well supported and enjoyed by the students, making it a positive fundraiser.

In addition, Governing Council organised a fundraiser of colour coded and personalised t-shirts for Sport's Day, and later in the year held a sausage sizzle at the end of year concert. Approximately \$2500 was raised over the year.

Governing Council liaised with the leadership team to organise a visit from "Climbing Trees" to begin planning the nature play area. The intention is that students, staff and the school community have input into the design of the area. We hope to continue with our fundraising efforts in 2024 to secure the funds required and to see the nature play area come to fruition.

The school canteen had a successful year, making a profit. We thank Katie for her efficient management and for providing students with a great service. Katie has had completed the installation of a decorative façade placed on the canteen which included students input in the design.

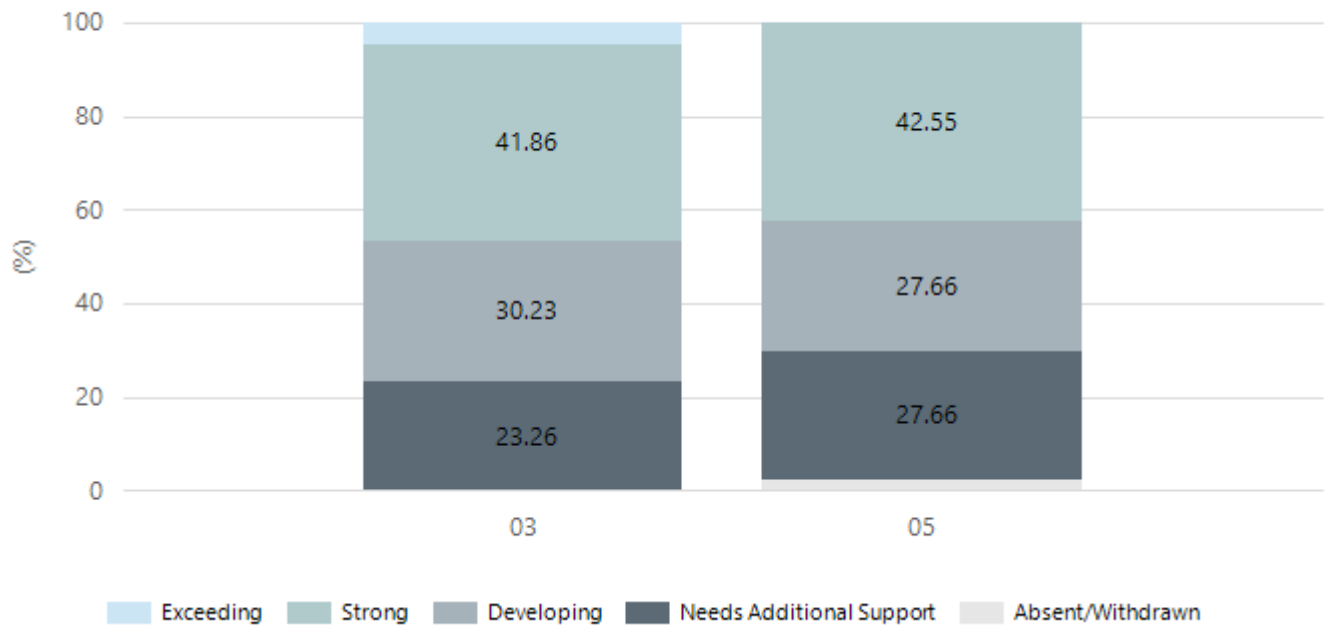
I'd like to acknowledge the commitment of Governing Council members for their support over the year and thank staff for their tireless efforts in providing a positive and safe learning environment for students.

Performance Summary

NAPLAN Proficiency

In 2023, the Australian Curriculum, Assessment and Reporting Authority (ACARA) - a Commonwealth Independent statutory authority - announced changes to NAPLAN performance reporting. This new way of reporting by ACARA that NAPLAN results from 2023 will not be comparable to previous years. The new approach replaces the previous numerical NAPLAN bands and the national minimum standard.

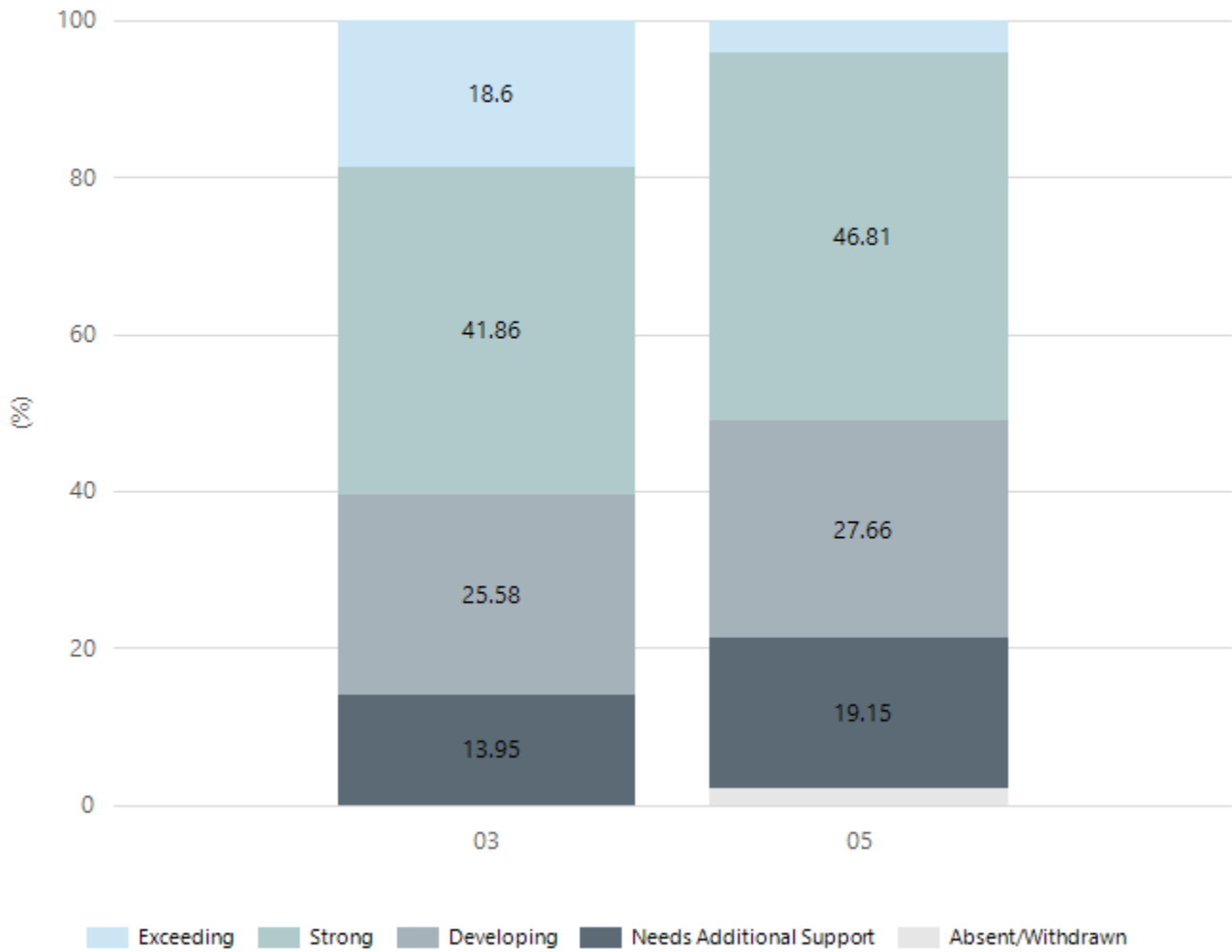
Numeracy



Year Level	03	05
Exceeding	2	
Strong	18	20
Developing	13	13
Needs Additional Support	10	13
Absent/Withdrawn		1
Total	43	47

Data Source: Department for Education Assessment Data Holdings, 2023. When there are less than six students in a cohort, no data is supplied.

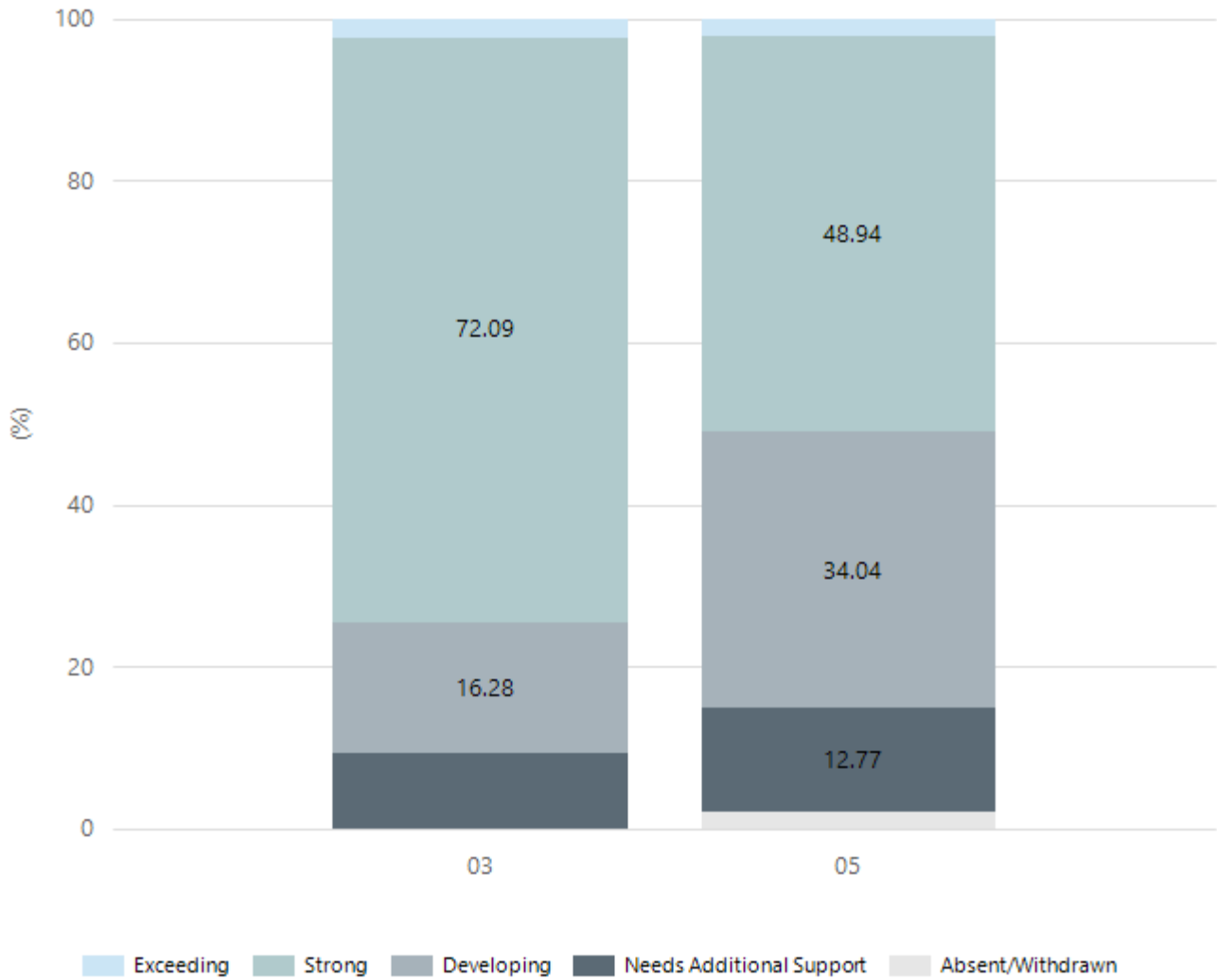
Reading



Year Level	03	05
Exceeding	8	2
Strong	18	22
Developing	11	13
Needs Additional Support	6	9
Absent/Withdrawn		1
Total	43	47

Data Source: Department for Education Assessment Data Holdings, 2023. When there are less than six students in a cohort, no data is supplied.

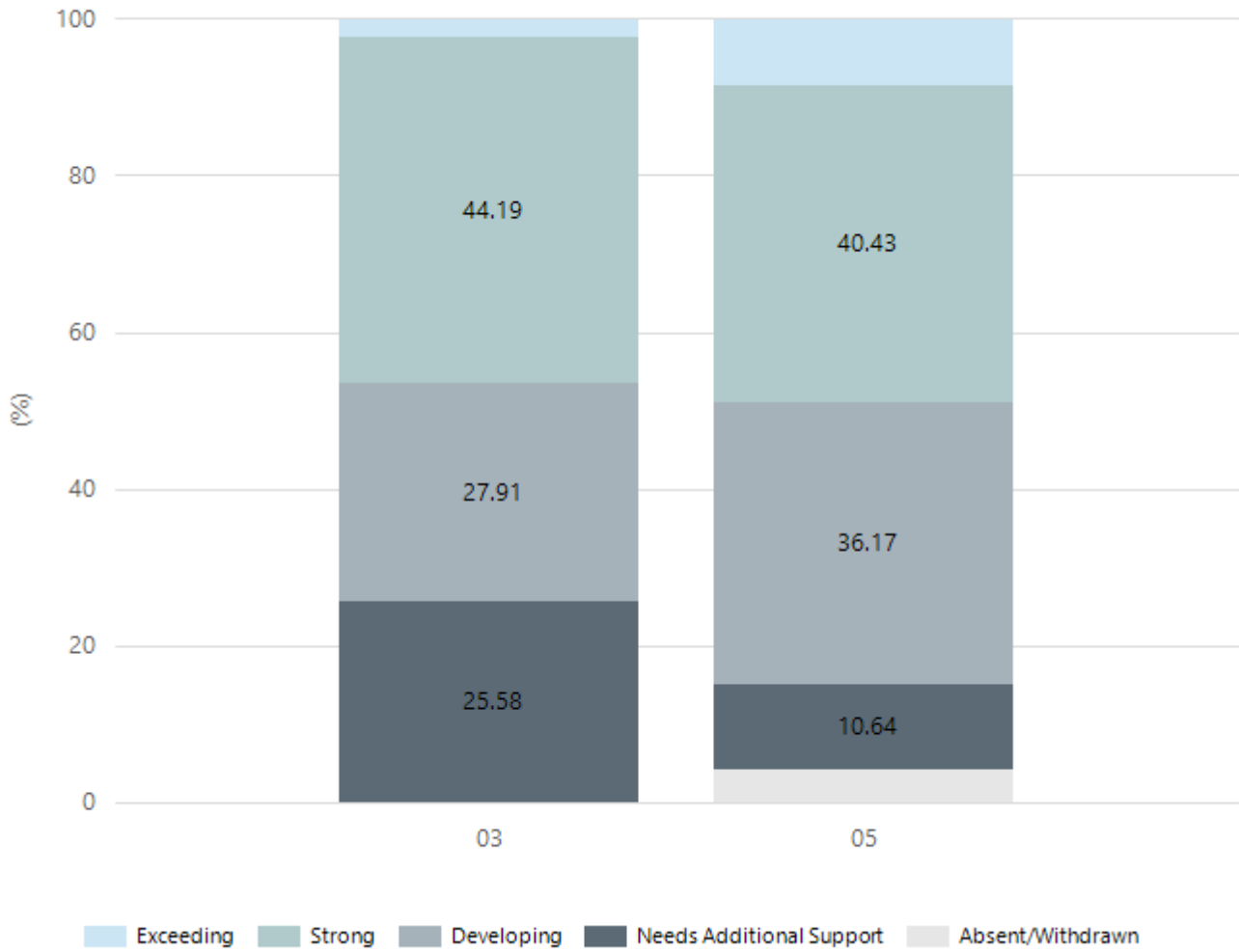
Writing



Year Level	03	05
Exceeding	1	1
Strong	31	23
Developing	7	16
Needs Additional Support	4	6
Absent/Withdrawn		1
Total	43	47

Data Source: Department for Education Assessment Data Holdings, 2023. When there are less than six students in a cohort, no data is supplied.

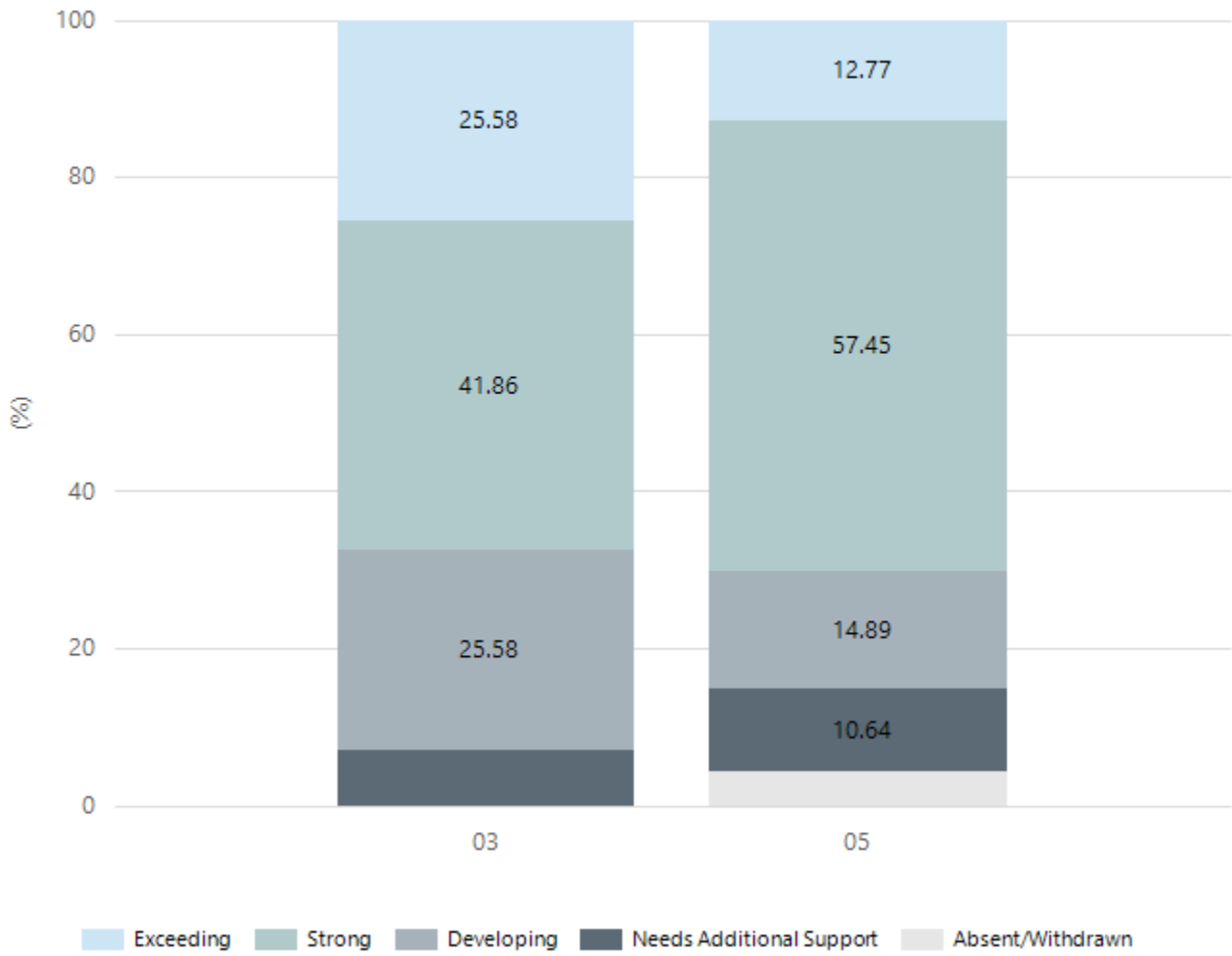
Grammar



Year Level	03	05
Exceeding	1	4
Strong	19	19
Developing	12	17
Needs Additional Support	11	5
Absent/Withdrawn		2
Total	43	47

Data Source: Department for Education Assessment Data Holdings, 2023. When there are less than six students in a cohort, no data is supplied.

Spelling



Year Level	03	05
Exceeding	11	6
Strong	18	27
Developing	11	7
Needs Additional Support	3	5
Absent/Withdrawn		2
Total	43	47

Data Source: Department for Education Assessment Data Holdings, 2023. When there are less than six students in a cohort, no data is supplied.

School Attendance

Year Level	2021	2022	2023
Reception	90.9%	85.0%	89.0%
Year 01	92.5%	88.4%	89.2%
Year 02	93.0%	88.4%	88.2%
Year 03	91.0%	89.8%	87.9%
Year 04	92.4%	87.3%	90.3%
Year 05	92.4%	88.1%	86.7%
Year 06	91.4%	89.2%	89.5%
Total	91.9%	88.1%	88.6%

Data Source: Department for Education Attendance Data, Semester 1 Report 2023. A blank cell indicates there were no students enrolled. 'Primary Other' includes students enrolled in specialised education options. 'Secondary Other' includes students who have already spent a year at Year 12 and elected to undertake further study at Year 12.

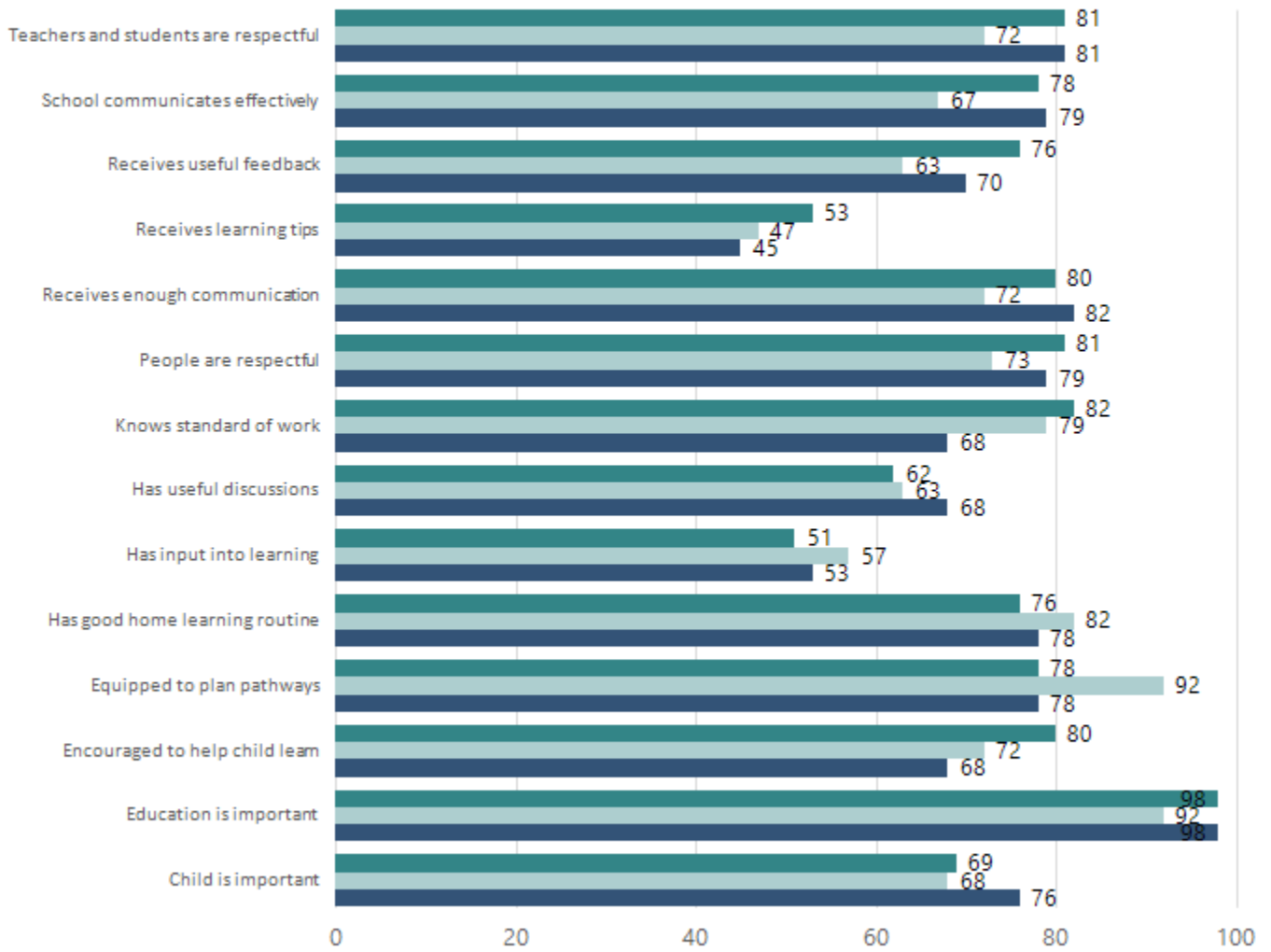
Attendance Comment

In South Australia, all children and young people must be in school from 6 years to 16 years old. They must attend a government or non-government school full time. From age 16 to 17 however, young people must attend school or an approved learning program (such as an apprenticeship, traineeship, accredited course or university). Schools and parents must encourage and support students to come to school every day. Parents and caregivers must make sure their child is enrolled in a school, and attends school all day and everyday it is open, unless a child is sick or has an approved exemption. Teachers and leaders actively follow up when a student misses school, including recording all absences and non-attendance. All schools in South Australia have local attendance procedures governed under the Education and Children's Services Regulations 2020.

Parent Opinion Survey Results

Proportion of agree/strongly agree response(%)

2021 2022 2023



Data Source: 2023 Department for Education Parent Opinions Survey, Term 3 2023.

Intended Destination

Leave Reason	Number	%
NG - ATTENDING NON-GOV SCHOOL IN SA	1	5.0%
TG - TRANSFERRED TO SA GOVERNMENT SCHOOL	18	86.0%
U - UNKNOWN	1	5.0%
WA - LEFT SA FOR WA	1	5.0%

Data Source: Department for Education Destination Data Report, 2023. Data extract term 3 2023. Data shows recorded destinations for students that left the school in the previous year. Data is uploaded by schools in term 3 and may not reflect final or total figures at time of report creation.

Highest Qualifications held by the teaching workforce and workforce composition

All teachers at this school are qualified and registered with the SA Teachers Registration Board.

Qualification Level	Number of Qualifications
Bachelor's degrees or Diplomas	18
Postgraduate Qualifications	7

Data Source: Data extracted from Mandatory Workforce Information Collections as on the last pay date of June 2023. As self-reported by staff in the system.

Please note: Data includes staff who are Actively employed and on extended paid leave. Please note only the highest qualification of the Teaching staff is reported. Excludes any number of other certifications earned.

Workforce composition including indigenous staff

	Teaching Staff		Non-Teaching Staff	
	Indigenous	Non-Indigenous	Indigenous	Non-Indigenous
Full-Time Equivalents	0.0	24.0	1.2	12.3
Persons	0.0	25.0	2.0	19.0

Data Source: Data extracted from Mandatory Workforce Information Collection as on the last pay date of June 2023.

Please note: Data includes staff who are actively employed and on extended paid leave. "Indigenous category" is self-reported by staff in the system.

Financial Statement

Funding Source	Amount
Grants: State	3 998 199.17
Grants: Commonwealth	8 161
Parent Contributions	95 341.21
Fund Raising	24 692.56
Other	8 039.56

Data Source: School supplied data.